



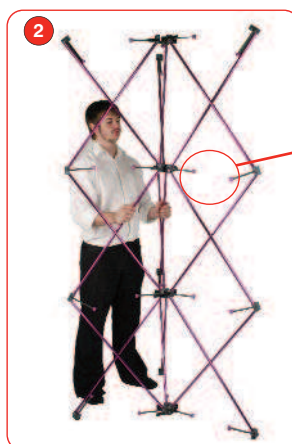
Assembly Instructions





Kit includes:
Pop-up frame, magnetic bars
and graphic hangers



Lift the top of the pop-up
frame to expand the structure
ensure the nodes are at the
top of the structure



Make sure once the pop-
up is fully expanded that
all the magnetic locking
arms are secure.



Fasten the sides
together by closing
each magnetic arm in
the centre of the pop-
up tower



Attach the magnetic bars
to the pop-up frame
nodes



locate the hooks on the hanger to each node and
hook into place. In order to position the panels
correctly, once hooked at the top, line up the
panel edges half way across the magnetic
bars. Once fitted the panels may need slight
adjustment to line up perfectly

